

# PINE SERIES

**PINE** is produced using hi-definition inkjet technology with a slightly textured finish and wood graining to recreate a natural timber look tile. Also available in a chevron tile allowing for creative pattern-making.



PRODUCT TYPE: Glazed porcelain

COLOURS: Oak, Dark Oak and Wenge

SIZES: 200x1200mm and 100x600mm  
Rectified Edges

FINISHES/USAGE:

Matt/Wall and Floor

AESTHETIC QUALITIES:

Realistic wood-inspired range


ORIGIN:

N/A

TECHNICAL DATA:

P3 Pendulum slip rating (Matt)  
More technical data on last page

VARIATION:



V3

# PINE SERIES

## PRODUCT INFORMATION



Oak 10300M

Matt


200x1200mm



Dark Oak 10301M

Matt

200x1200mm



Wenge 10302M

Matt

200x1200mm



Oak 10300M-Chev

Chevron Matt


100x600mm



Dark Oak 10301M-Chev

Chevron Matt

100x600mm



Wenge 10302M-Chev

Chevron Matt

100x600mm

# PINE SERIES

LIFESTYLE IMAGES

*Freelance*  
Quality Tiles + Natural Stone








Variation is an inherent property of tiles and stone. Sizes are nominal and may include a joint.



# PINE SERIES

## TECHNICAL DATA

	technical characteristics	test method	value
	water absorption	iso 10545-3	<0,5%
	frost resistance	iso 10545-12	it stands the test
	thermal shock resistance	iso 10545-9	it stands the test
	chemical resistance to cleaning products	iso 10545-13	GA
	stain resistance	iso 10545-14	5